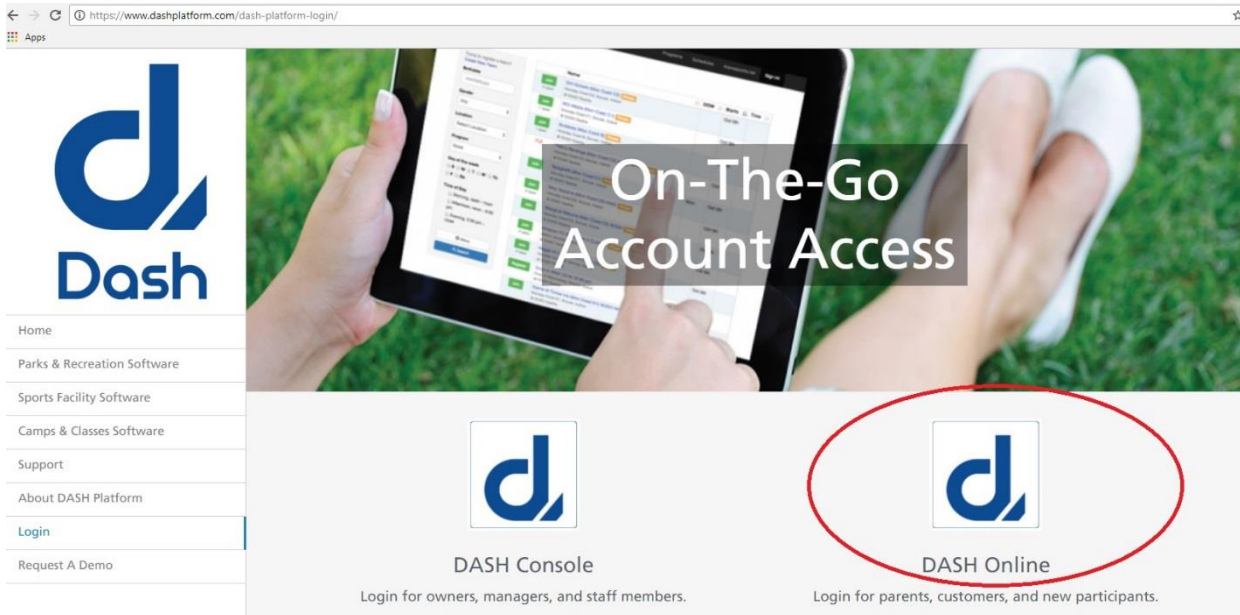


How Buy/Renew Your Parking Pass Online

1. Go to www.dashplatform.com/dash-platform-login/ on your web browser
2. Select 'DASH Online'



3. On the next page select 'Login' in the upper right corner



4. Now you will create your account! Follow the prompts and fill in the information.

- **If you are renewing your parking pass, you will need to enter the last 5 digits shown on your card.**

▶ **Do you currently have a Marina Parking Pass?**

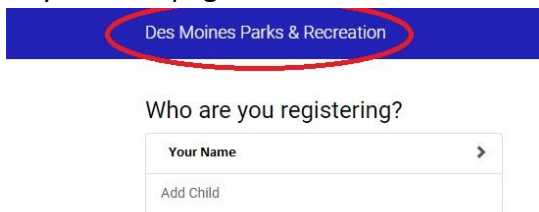
Select...

Parking Pass

What are the last 5 digits on your Marina Parking Pass?
(REQUIRED TO RENEW)

5. You will be prompted to review and agree to a waiver. Please read through this and agree
6. The next page will ask "Who are you Registering," as you are not registering for a class you do not need to select this. Simply click on the 'Des Moines Parks & Recreation' text in the upper left, to get

to your user page



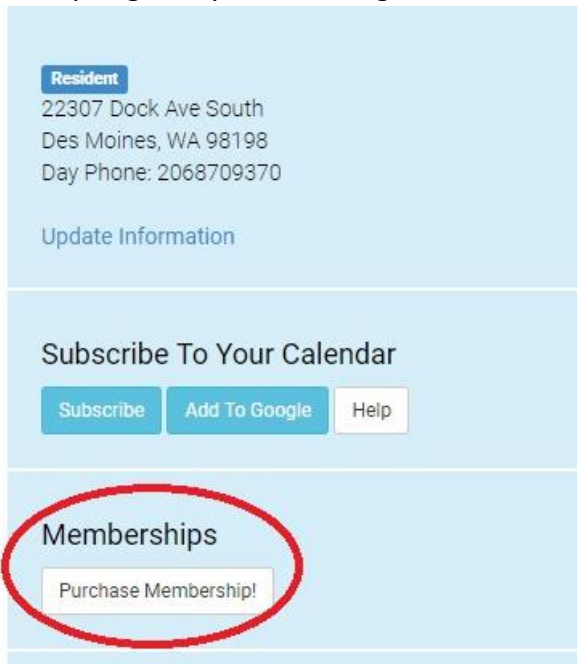
Des Moines Parks & Recreation

Who are you registering?

Your Name

[Add Child](#)

7. When you get to your User Page select 'Purchase Membership'



Resident
22307 Dock Ave South
Des Moines, WA 98198
Day Phone: 2068709370

[Update Information](#)

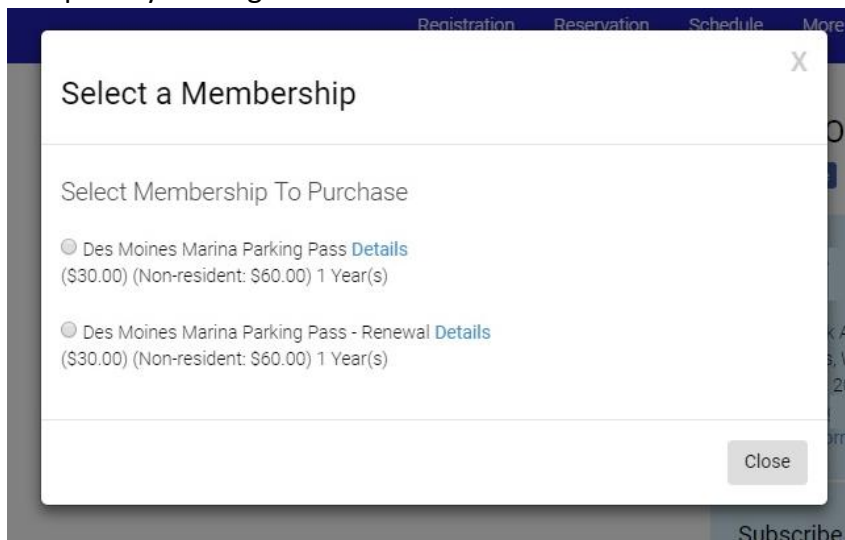
Subscribe To Your Calendar

[Subscribe](#) [Add To Google](#) [Help](#)

Memberships

[Purchase Membership!](#)

8. The 'Select a Membership' prompt box will appear. Select whether you are renewing or buying a new pass by clicking a radial.



Registration Reservation Schedule More

Select a Membership X

Select Membership To Purchase

Des Moines Marina Parking Pass [Details](#)
(\$30.00) (Non-resident: \$60.00) 1 Year(s)

Des Moines Marina Parking Pass - Renewal [Details](#)
(\$30.00) (Non-resident: \$60.00) 1 Year(s)

[Close](#)

Subscribe T

9. The next page will show what you've added to your "Cart" and give a subtotal. Click Checkout

10. Here you will enter your card information and confirm your purchase! Now you're all done. Please retain the information on your receipt.